

HOÀNG VĂN VÂN (Tổng Chủ biên) – PHAN HÀ (Chủ biên)
NGUYỄN THỊ HẢI HÀ – ĐỖ THỊ NGỌC HIỀN – ĐÀO NGỌC LỘC
TRẦN HƯƠNG QUỲNH – NGUYỄN QUỐC TUẤN



Tiếng Anh 3

SÁCH HỌC SINH

TẬP MỘT



NHÀ XUẤT BẢN GIÁO DỤC VIỆT NAM



baitap365.com

HOÀNG VĂN VÂN (Tổng Chủ biên) – PHAN HÀ (Chủ biên)
NGUYỄN THỊ HẢI HÀ – ĐỖ THỊ NGỌC HIỀN – ĐÀO NGỌC LỘC
TRẦN HƯƠNG QUỲNH – NGUYỄN QUỐC TUẤN



Tiếng Anh 3

SÁCH HỌC SINH

TẬP MỘT



NHÀ XUẤT BẢN GIÁO DỤC VIỆT NAM



macmillan
education

*Nhà xuất bản Giáo dục Việt Nam xin trân trọng cảm ơn
các tác giả có tác phẩm, tư liệu được sử dụng, trích dẫn
trong cuốn sách này.*

Chịu trách nhiệm xuất bản:

Chủ tịch Hội đồng Thành viên NGUYỄN ĐỨC THÁI
Tổng Giám đốc HOÀNG LÊ BÁCH

Chịu trách nhiệm nội dung:

Tổng biên tập PHẠM VĨNH THÁI

Biên tập nội dung: LÊ THỊ HUỆ – VŨ THỊ LAI – NGUYỄN ĐẶNG MAI LINH
NGUYỄN THỊ THANH XUÂN – LÊ NGUYỄN HOÀI NGÂN – TRẦN THU HÀ
NGUYỄN THANH GIANG

Biên tập mỹ thuật: NGUYỄN BÍCH LA

Thiết kế sách: PHAN THỊ THU HƯƠNG

Trình bày bìa: BÙI QUANG TUẤN – PHÙNG DUY TÙNG

Minh họa: NGUYỄN THẾ PHI – NGUYỄN THỊ THANH VÂN

NGUYỄN THỊ NGỌC THUY – NGUYỄN HỒNG QUÂN

Sửa bản in: TRẦN THU HÀ

Chế bản: CÔNG TY CỔ PHẦN MỸ THUẬT VÀ TRUYỀN THÔNG

Sách được biên soạn, biên tập, thiết kế với sự cộng tác của Nhà xuất bản Macmillan (MPC)
và các biên tập viên Ken Wilson, Cauvis Fung và Sophia Hopton.

© Vietnam Education Publishing House (VEPH) & Macmillan (MPC), 2022.

Tất cả các phần của nội dung cuốn sách này đều không được sao chép, lưu trữ,
chuyển thể dưới bất kỳ hình thức nào khi chưa có sự cho phép bằng văn bản của
Nhà xuất bản Giáo dục Việt Nam và Nhà xuất bản Macmillan (MPC).

TIẾNG ANH 3 – GLOBAL SUCCESS – SÁCH HỌC SINH, TẬP MỘT

Mã số: G3HH3A001A22

In ... bản, (QĐ ...) khổ 20 x 28 cm.

Đơn vị in: ...

Địa chỉ: ...

Số ĐKXB: 146-2022/CXBIPH/21-48/GD.

Số QĐXB: .../QĐ - GD - HN ngày ... tháng ... năm

In xong và nộp lưu chiểu tháng ... năm 20...

Mã số ISBN: Tập một: 978-604-0-30720-0

Tập hai: 978-604-0-30721-7

LỜI NÓI ĐẦU

Tiếng Anh 3 – Global Success – Sách học sinh, tập một được Nhà xuất bản Giáo dục Việt Nam tổ chức biên soạn theo “Chương trình Giáo dục phổ thông: Chương trình môn Tiếng Anh” (từ lớp 3 đến lớp 12) ban hành theo Thông tư 32/2018/TT-BGDĐT ngày 26 tháng 12 năm 2018 của Bộ Giáo dục và Đào tạo, với sự hợp tác chặt chẽ về chuyên môn và kỹ thuật của Nhà xuất bản Macmillan (MPC). Sách được biên soạn theo đường hướng giao tiếp, giúp học sinh bước đầu hình thành và phát triển năng lực giao tiếp bằng tiếng Anh, thông qua bốn kỹ năng nghe, nói, đọc và viết, trong đó ưu tiên phát triển hai kỹ năng nghe và nói.

Tiếng Anh 3 – Global Success – Sách học sinh, tập một xoay quanh hai chủ điểm giao tiếp gần gũi với học sinh: *Me and My Friends*, *Me and My School*. Mỗi chủ điểm được chia thành năm đơn vị bài học (Unit) tương ứng với năm chủ đề của chương trình. Sau năm đơn vị bài học là một bài ôn (Review & Fun time) tập trung vào các kỹ năng giao tiếp (nghe, nói, đọc, viết) và kiến thức ngôn ngữ cơ bản (ngữ âm, từ vựng, ngữ pháp).

Tiếng Anh 3 – Global Success – Sách học sinh, tập một được biên soạn dựa trên những cơ sở lý luận và thực tiễn của việc dạy và học tiếng Anh tiểu học ở Việt Nam, có tính đến tâm lý lứa tuổi và giao lưu quốc tế.

Các tác giả rất mong nhận được những ý kiến đóng góp của các nhà giáo, phụ huynh học sinh và đông đảo bạn đọc quan tâm để sách được hoàn thiện hơn.

Các tác giả

Book map

ME AND MY FRIENDS			
Competences	Structures	Vocabulary	Phonics
Starter		Page 7	
<ul style="list-style-type: none"> Identifying numbers from 1 - 10 Identifying the alphabet 		numbers <i>one to ten</i> letters <i>A to Z</i>	
Unit 1 Hello		Page 10	
<ul style="list-style-type: none"> Greeting and self-introducing Responding to greetings and saying thanks and goodbye 	<ul style="list-style-type: none"> Hello. / Hi. I'm ... – Hello, / Hi, ... I'm ... Hi. How are you? – Fine, thank you. Goodbye. / Bye. 	bye, fine, goodbye, hello, hi, how, I, thank you, you (Names: Ben, Lucy, Mai, Minh)	hello bye
Unit 2 Our names		Page 16	
<ul style="list-style-type: none"> Asking and answering questions about someone's name Asking and answering questions about someone's age 	<ul style="list-style-type: none"> What's your name? – My name's ... How old are you? – I'm ... years old. 	how, my, name, old, what, your (Names: Bill, Linh, Mary, Nam)	Mary Nam
Unit 3 Our friends		Page 22	
<ul style="list-style-type: none"> Introducing someone Asking and answering questions about someone 	<ul style="list-style-type: none"> This is ... / That's ... Is this / that ...? – Yes, it is. / No, it isn't. It's ... 	friend, it, Mr, Ms, no, teacher, that, this, yes (Names: Mr Long, Ms Hoa)	that thank
Unit 4 Our bodies		Page 28	
<ul style="list-style-type: none"> Asking and answering questions about parts of the body Giving instructions 	<ul style="list-style-type: none"> What's this? – It's ... Touch / Open your ...! 	ear, eye, face, hair, hand, mouth, nose, open, touch	hair ears
Unit 5 My hobbies		Page 34	
<ul style="list-style-type: none"> Asking and answering questions about someone's hobby 	<ul style="list-style-type: none"> What's your hobby? – It's ... What's your hobby? – I like ... 	cooking, dancing, drawing, painting, running, singing, swimming, walking	painting running
Review 1 & Fun time		Page 40 & 42	

ME AND MY SCHOOL			
Competences	Structures	Vocabulary	Phonics
Unit 6 Our school		Page 44	
<ul style="list-style-type: none"> Asking and answering questions about someone's school Making suggestions to go to a place at school and expressing agreement 	<ul style="list-style-type: none"> Is this our ...? – Yes, it is. / No, it isn't. Let's go to the ... – OK, let's go. 	art room, classroom, computer room, gym, library, music room, playground, school	playground classroom
Unit 7 Classroom instructions		Page 50	
<ul style="list-style-type: none"> Giving instructions Asking for permission 	<ul style="list-style-type: none"> ..., please! May I ...? – Yes, you can. / No, you can't. 	close, come in, go out, sit down, speak, stand up	speak stand
Unit 8 My school things		Page 56	
<ul style="list-style-type: none"> Talking about having a school thing Asking and answering questions about having a school thing 	<ul style="list-style-type: none"> I have ... Do you have ...? – Yes, I do. / No, I don't. 	book, eraser, notebook, pen, pencil, pencil case, ruler, school bag	book eraser
Unit 9 Colours		Page 62	
<ul style="list-style-type: none"> Asking and answering questions about the colour of a school thing Asking and answering questions about the colour of school things 	<ul style="list-style-type: none"> What colour is it? – It's ... What colour are they? – They're ... 	black, blue, brown, colour, green, orange, red, they, white, yellow	blue brown
Unit 10 Break time activities		Page 68	
<ul style="list-style-type: none"> Talking about school break time activities Asking and answering questions about school break time activities 	<ul style="list-style-type: none"> I ... at break time. What do you do at break time? – I ... 	break time, chat, do word puzzles, play (badminton, basketball, chess, football, table tennis, volleyball)	football volleyball
Review 2 & Fun time		Page 74 & 76	
Wordlist		Page 78	

CHARACTERS



Ms Hoa



Mr Long



Ben



Bill



Linh



Lucy



Mai



Mary



Minh



Nam

HOÀNG VĂN VÂN (Tổng Chủ biên) – PHAN HÀ (Chủ biên)
NGUYỄN THỊ HẢI HÀ – ĐỖ THỊ NGỌC HIỀN – ĐÀO NGỌC LỘC
TRẦN HƯƠNG QUỲNH – NGUYỄN QUỐC TUẤN



Tiếng Anh 3

SÁCH HỌC SINH

TẬP MỘT



NHÀ XUẤT BẢN GIÁO DỤC VIỆT NAM



macmillan
education

Starter

A. NUMBERS

1 Listen, point and repeat. 

1 2 3 4 5 6 7 8 9 10
one two three four five six seven eight nine ten

2 Listen and tick.  

1 2 3 4 5 6 7 8 9 10
☐ ☐ ☐ ☐ ☐ ☐ ☐ ☐ ☐ ☐

3 Read and match. 

1. one

2. five

3. three

4. eight

5. ten

a. 8

b. 3

c. 1

d. 10

e. 5

B. THE ALPHABET

1 Listen, point and sing. 

The alphabet song

A B C D E F G

H I J K L M N O P

Q R S T U V

W X Y and Z

Now I know my ABCs.

Next time will you sing with me?

2 Read and complete. 

A	B	C	D	E	1. _____	G	
H	I	2. _____		K	L	M	N
O	P	Q	R	S	T	U	V
W	X	Y	3. _____				

3 Count the letters. 

1. **B E N = 3**
1 2 3

2. **M A R Y = _____**

3. **L I N D A = _____**

C. FUN TIME

1 Count one to ten.



1



2



3



4



5



6



7



8



9



10

2 Let's play.

B	I	N	G	O
1	5	4		
8	9	7		
2	6	3		

B	I	N	G	O
A	N	I		
M	R	E		
L	H	B		

Bingo!



UNIT 1

Hello

LESSON 1

1 Look, listen and repeat.



2 Listen, point and say.

Hello. / Hi. I'm ____.

Hello, / Hi, ____,
I'm ____.



3 Let's talk.

Hello. / Hi. I'm ____.

Hello = Hi

4 Listen and circle.

1. a



b



2.

a



b



5 Look, complete and read.



1. _____. I'm Ben.



2. _____. I'm Lucy.



3. Hi, Ben. _____ Mai.



4. _____, Lucy.
_____ Minh.

6 Let's sing.

Hello

Hello. Hello.
I'm Ben.
Hi, Ben. Hi, Ben.
I'm Mai.

Hello. Hello.
I'm Minh.
Hi, Minh. Hi, Minh.
I'm Lucy.



LESSON 2

1 Look, listen and repeat.



2 Listen, point and say.



Hi. How are you?

____, ____.

Goodbye.

_____.

a



b



3 Let's talk.

Hi. How are you?

____, ____.

Goodbye. / Bye.

_____.

4 Listen and number.



5 Read and match.

1. Hi. I'm Mai.

2. Goodbye, Mai.

3. How are you, Mai?

a. Fine, thank you.

b. Hello, Mai. I'm Ben.

c. Bye, Ben.

6 Let's play.

Hello and goodbye



LESSON 3

1 Listen and repeat.

h hello Hello, Ben.

b bye Bye, Ben.

2 Listen and circle.

1. ___, Ben.

a. Hi

b. Bye

c. Hello

2. ___, Ben.

a. Bye

b. Hello

c. Hi

3 Let's chant.

Hello. I'm Ben.

Hello. I'm Ben.

Hi, Ben. Hi, Ben.

I'm Mai. I'm Mai.

How are you, Ben?

Fine, thank you.

Bye, Ben. Bye, Ben.

Bye, Mai. Bye, Mai.



4 Read and circle.

- | | | |
|------------------|--------------|--------------------------|
| 1. Hi. I'm Ben. | a. Bye, Ben. | b. Hello, Ben. I'm Lucy. |
| 2. Hello, Mai. | a. Hi, Ben. | b. Goodbye, Ben. |
| 3. Goodbye, Ben. | a. Bye, Mai. | b. How are you? |
| 4. How are you? | a. Hi, Ben. | b. Fine, thank you. |

5 Let's write.

1. **Lucy:** Hi. I'm Lucy.
You: Hello, Lucy. I'm _____.
2. **Ben:** How are you?
You: Fine, _____.
3. **Lucy:** Goodbye.
You: _____.



Hi ...



How ...?



Goodbye.

6 Project

My pupil card



PUPIL CARD

Name: Le Van Thanh
Class: 3A
School: Gao Mai

UNIT 2

Our names

LESSON 1

1 Look, listen and repeat.



2 Listen, point and say.



What's your name?

My name's ____.



3 Let's talk.

What's your name?



4 Listen and tick.

1.

a



b



2.

a



b



5 Look, complete and read.

1. A: Hi. My name's Nam. What's your name?

B: My name's _____.



2. A: Hi. I'm Mai. What's _____?

B: _____.

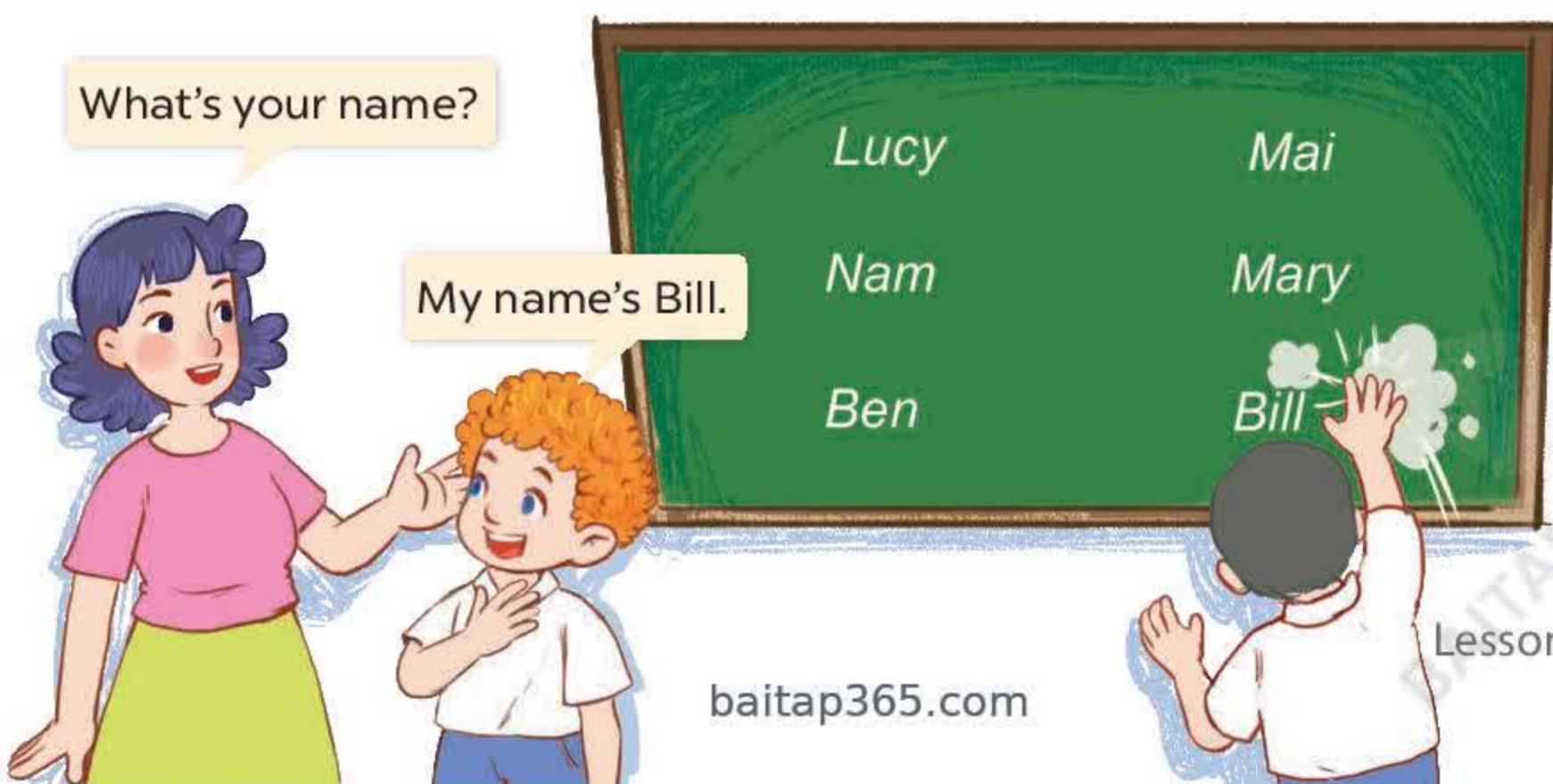


6 Let's play.

Slap the board

What's your name?

My name's Bill.



LESSON 2

1 Look, listen and repeat.

What's your name?

My name's Mary.

a



b

How old are you?

I'm eight years old.



2 Listen, point and say.

How old are you?

I'm ____ years old.

a



seven

b



eight

c



nine

d



ten


3 Let's talk.

How old are you?

—



4 Listen and number.



5 Look, complete and read.

1. **A:** How old are you?
B: I'm _____ years old.



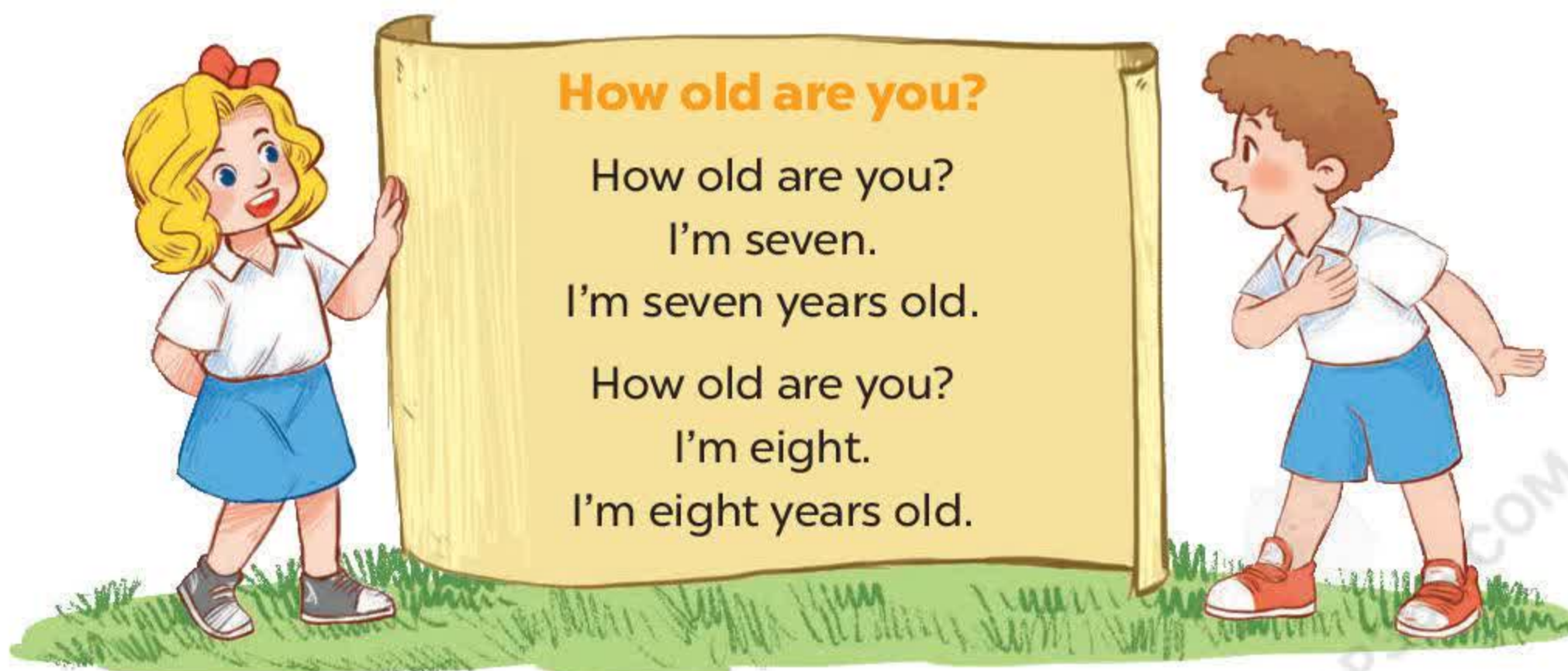
2. **A:** How old are you?
B: I'm _____ old.



3. **A:** How old are _____?
B: I'm _____.



6 Let's sing.



LESSON 3

1 Listen and repeat.

m

Mary

I'm Mary.

n

Nam

My name's Nam.

2 Listen and circle.

1. Hi. I'm ____.

a. Mai

b. Mary

c. Minh

2. Hello. My name's ____.

a. Mary

b. Mai

c. Nam

3 Let's chant.

What's your name?

My name's Mary.

Mary, Mary, Mary.

What's your name?

My name's Nam.

Nam, Nam, Nam.



4 Read and match.

1. **A:** Hi. My name's Linh.
What's your name?

B: My name's Mary.



2. **A:** How old are you, Lucy?

B: I'm eight years old.



3. **A:** Hi. I'm Mai.

B: Hello, Mai. I'm Ben.



5 Let's write.

Minh: Hi. I'm Minh. What's your name?

You: _____.

Minh: How old are you?

You: _____.

6 Project

My birthday cake



UNIT 3

Our friends

LESSON 1

1 Look, listen and repeat.



a

This is Mary.

Hi, Mary.



b

That's Mr Long.

Hello, Mr Long.



2 Listen, point and say.



This is ____.

That's ____.

a



Ben

b



Mai

c



Mr Long

d



Ms Hoa

3 Let's talk.

This is ____.

That's ____.



4 Listen and tick.

1.



2.



5 Look, complete and read.



1. **Mary:** Ben, _____ Nam.

Ben: _____, Nam.

2. **Mai:** Lucy, _____ Mr Long.

Lucy: _____, Mr Long.

6 Let's sing.

This is Linh.

This is Linh.

This is Ben.

Hello, Linh.

Hello, Ben.

That's Minh.

That's Lucy.

Hi, Minh.

Hi, Lucy.

LESSON 2

1 Look, listen and repeat.

Track 29



2 Listen, point and say.

Track 30

Is this / that ____?

Yes, it is.

No, it isn't. It's ____.



3 Let's talk.



4 Listen and number.



5 Look, complete and read.



1. A: _____ Ben?
B: Yes, it is.



2. A: _____ Linh?
B: Yes, it is.



3. A: _____ Mary?
B: No, it isn't. It's Lucy.



4. A: _____ Minh?
B: No, it isn't. It's Nam.

6 Let's play.

Find and circle six names.



LESSON 3

1 Listen and repeat.

th **th**at **Th**at's Lucy.
th **th**ank **Th**ank you.

2 Listen and tick.

1. ☐ **a.** That's Bill. ☐ **b.** Thank you, Bill. ☐ **c.** That's Lucy.
2. ☐ **a.** That's Lucy. ☐ **b.** Thank you, Lucy. ☐ **c.** Thank you, Bill.

3 Let's chant.

Is that Mai?
Yes, it is.
Is that Minh?
No, it isn't.
It's Nam. It's Nam.

Hello, Mary.
Hello, Mary.
How are you?
I'm fine, thank you.
I'm fine, thank you.



4 Read and match.

1. My name's Nam.

2. This is my teacher, Mr Long.

3. That's my teacher, Ms Hoa.

4. This is my friend, Linh.



5 Let's write.

1. This _____ my friend, Mai.

2. _____ friend, Nam.

3. _____, Ms Hoa.



6 Project

My friends



This is my friend, ____.

UNIT 4

Our bodies

LESSON 1

1 Look, listen and repeat.



2 Listen, point and say.



What's this?

It's ____.



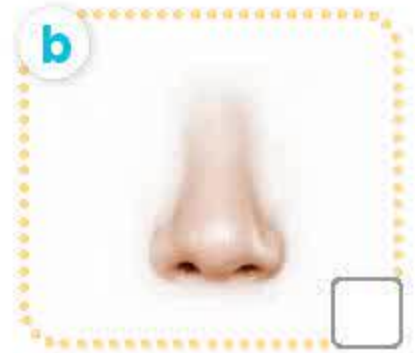
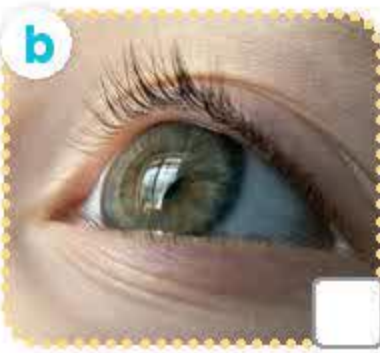
3 Let's talk.

What's this?

_____.



4 Listen and tick.



5 Look, complete and read.



1. A: What's this?
B: It's _____.



2. A: What's this?
B: It's _____.



3. A: What's that?
B: It's _____.



4. A: What's that?
B: It's _____.

6 Let's sing.

Parts of the body

What's this? It's an eye.
What's this? It's an ear.
An eye and an ear.

What's that? It's a face.
What's that? It's a hand.
A face and a hand.



LESSON 2

1 Look, listen and repeat.



2 Listen, point and say.

Touch your ____!

Open your ____!

a



touch / hair

b



touch / ears

c



open / mouth

d



open / eyes

3 Let's talk.

Touch your ____!



Open your ____!



4 Listen and number.



5 Look, match and read.

	1. Touch	a. your eyes!
	2. Touch	b. your face!
	3. Open	c. your mouth!
	4. Open	d. your ears!

6 Let's play.

Touch your hair!



LESSON 3

1 Listen and repeat.

air

hair

Touch your **hair**!

ear

ears

Touch your **ears**!

2 Listen and circle.

1. Touch your ____!

a. hair

b. hand

c. ears

2. Touch your ____!

a. ears

b. hair

c. hand

3 Let's chant.



Ears, ears, ears.
Touch your ears!
Touch your ears!



Hair, hair, hair.
Touch your hair!
Touch your hair!

4 Read and match.

1. **A:** What's this?
B: It's a nose.

2. Touch your ears!

3. Touch your hair!

4. Open your mouth!



5 Let's write.



1. **A:** What's this?
B: It's _____.



2. **A:** What's that?
B: It's _____.



3. Touch your _____!



4. _____ your mouth!

6 Project

Parts of the body




UNIT 5

My hobbies

LESSON 1

1 Look, listen and repeat.



2 Listen, point and say.



What's your hobby?

It's ____.




3 Let's talk.

What's your hobby?

_____.



4 Listen and number.



5 Read and match.

What's your hobby?

1. It's dancing.

2. It's drawing.

3. It's swimming.

4. It's singing.



6 Let's play.

Find the hobby

swimming



LESSON 2

1 Look, listen and repeat.



2 Listen, point and say.

What's your hobby?

I like ____.



3 Let's talk.



4 Listen and tick.



5 Look, complete and read.

What's your hobby?



1. It's _____.



2. It's _____.



3. I like _____.



4. I like _____.

6 Let's sing.

My hobby



What's your hobby?

It's dancing.

What's your hobby?

It's swimming.



What's your hobby?

I like cooking.

What's your hobby?

I like painting.



Dancing, swimming,
cooking and painting.

LESSON 3

1 Listen and repeat.

p painting I like **p**ainting.
r running I like **r**unning.

2 Listen and circle.

1. **A:** What's your hobby?

B: It's ____.

a. painting

b. running

c. dancing

2. **A:** What's your hobby?

B: I like ____.

a. painting

b. singing

c. running

3 Let's chant.

Painting.
 Painting.
 I like painting.

Running.
 Running.
 I like running.

Painting.
 Running.
 I like painting.
 I like running.



4 Read and tick.

Teacher: What's your hobby?

Ben: It's cooking.

Lucy: It's dancing.

Minh: I like painting.

Mary: I like drawing.



Hobbies	cooking	dancing	painting	drawing
1. Ben				
2. Lucy				
3. Minh				
4. Mary				

5 Let's write.

Hello. My name is _____.

I like _____.

I like _____.

What is your hobby?

6 Project

A hobby show



Review 1

1 Listen and tick.



2 Listen and number.



3 Read and match.

1. Hi, Nam. How are you?

2. What's your hobby?

3. How old are you?

4. Is that Mr Long?

5. What's this?

a. It's singing.

b. I'm eight years old.

c. Yes, it is.

d. It's a hand.

e. Fine, thank you.

4 Read and complete.

eight

Hello

hobby

name

singing

Minh: Hi. My name's Minh. What's your (1) _____?

Mary: (2) _____, Minh. My name's Mary.

Minh: How old are you?

Mary: I'm (3) _____ years old.

Minh: What's your (4) _____, Mary?

Mary: I like (5) _____. And you?

Minh: It's drawing.

5 Ask and answer.

1. How are you?

2. What's your name?

3. How old are you?

4. What's your hobby?

Fun time

1 Find, circle and match. 



u	d	e	a	r	l	c	t	f
t	w	a	j	k	n	p	k	o
d	r	a	w	i	n	g	y	c
y	e	e	g	d	p	c	r	o
y	n	t	h	e	c	a	o	o
x	i	n	a	f	a	h	e	k
p	n	r	n	d	x	t	a	i
b	e	l	d	k	e	h	b	n
n	m	s	w	f	y	a	i	g



2 Quiz time



3 Look and match.



eye



ear



nose



hand



tongue



taste



smell



see



hear



touch

UNIT 6

Our school

LESSON 1

1 Look, listen and repeat. Track 57



2 Listen, point and say. Track 58

Is this our ____?

Yes, it is.

No, it isn't.



3 Let's talk.

Is this our ____?

Yes, / No, ____.



4 Listen and tick.



5 Look, complete and read.



1. **A:** Is this our _____?
B: Yes, it is.



2. **A:** That's our _____.
B: Great!



3. **A:** Look! Is this your _____?
B: No, it _____.



4. **A:** Is that your _____?
B: Yes, _____.

6 Let's sing.

Our school

Is this your school?
Yes, it is. Yes, it is.
This is my school.
I like my school.

Is this our school?
Yes, it is. Yes, it is.
This is our school.
We like our school.



LESSON 2

1 Look, listen and repeat.



2 Listen, point and say.

Let's go to the ____.

OK, let's go.



3 Let's talk.

Let's ____.

_____.



4 Listen and number.



5 Read and match.

1. Let's go to the gym.

2. Let's go to the computer room.

3. A: Let's go to the art room.
B: OK, let's go. I like drawing.

4. A: Let's go to the music room.
B: OK, let's go.



6 Let's play.

Guess the place



LESSON 3

1 Listen and repeat.

pl playground

Let's go to the **pl**ayground.

cl classroom

Is that your **cl**assroom?

2 Listen and circle.

1. Let's go to the _____. **a.** library **b.** classroom **c.** playground

2. Is that our _____. **a.** classroom **b.** gym **c.** playground

3 Let's chant.

Classroom, classroom.
Is that your classroom?
Yes, it is. Yes, it is.
Let's go to your classroom.

Playground, playground.
Is that our playground?
Yes, it is. Yes, it is.
Let's go to our playground.



4 Read and complete.

art classroom go our

Hi. My name is Minh. Welcome to our school! This is my (1) _____.
Here is the (2) _____ room. Now, let's (3) _____ to the music
room. We like (4) _____ school very much.



5 Let's write.

Welcome to my school! This is my _____.
This is our _____. Now, let's go to the _____.

6 Project

Our school poster



UNIT 7

Classroom instructions


LESSON 1

1 Look, listen and repeat.



2 Listen, point and say.

_____, please!



3 Let's talk.

_____, please!




4 Listen and tick.

1.

a




b




2.

a



b



5 Look, complete and read.



1. _____ your book, please!



2. _____ your book, please!



3. _____, please!



4. _____, please!

6 Let's play.

Sit down, please!



LESSON 2

1 Look, listen and repeat.




2 Listen, point and say.

May I ____?

Yes, you can.

No, you can't.



3 Let's talk.



4 Listen and number.



5 Look, complete and read.



1. A: May I speak Vietnamese?

B: Yes, you _____.

2. A: May I come in?

B: _____, you can.

3. A: May I _____?

B: _____, you can't.

4. A: May I _____?

B: Yes, you _____.

May I speak Vietnamese, please?



6 Let's sing.



May I come in and sit down?

Hello, hello, Ms Hoa.

May I come in and sit down?

Hello, hello. Yes, you can.

Come in, sit down and study.

Open your book and read aloud:

A B C D E F G!



LESSON 3

1 Listen and repeat.

sp speak Speak English, please!

st stand May I stand up?

2 Listen and tick.

1. ___, please!

☐ a. Stand up

☐ b. Speak English

☐ c. Sit down

2. May I ___?

☐ a. stand up

☐ b. speak Vietnamese

☐ c. come in

3 Let's chant.

Stand up! Stand up!

May I stand up?

Yes, you can.

Yes, you can.

Speak English! Speak English!

May I speak English?

Yes, you can.

Yes, you can.



4 Read and match.

1. Open your book, please!

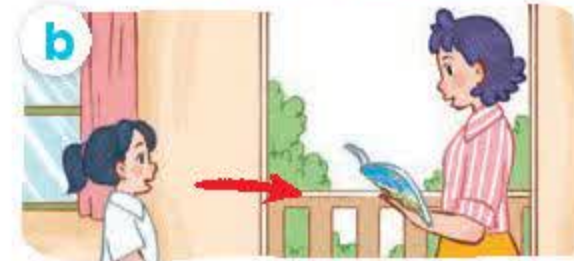
2. Sit down, please!

3. A: May I come in?

B: Yes, you can.

4. A: May I go out?

B: No, you can't.



5 Let's write.

1. Open your _____,
please!

2. _____ up, please!

3. A: May I _____ in?

B: _____, you can.

4. A: May I _____ Vietnamese?

B: No, you _____.

6 Project

Classroom instructions

Open your books, please!



UNIT 8

My school things

LESSON 1

1 Look, listen and repeat.

a

Look, Ben.
I have a pen.

It's nice. I like it.



b

I have a ruler, too.

It's nice.



2 Listen, point and say.

I have ____.

a



a pen

b



a ruler

c



a book

d



a school bag

3 Let's talk.




4 Listen and tick.

1. a




b



2. a



b



5 Look, complete and read.



1. I have a _____.



2. I have _____.



3. I _____.



4. _____.

6 Let's sing.

School things

A book, a book, a book.
This is a book.
I have a book.
I have a book.

A pen, a pen, a pen.
This is a pen.
I have a pen.
I have a pen.



LESSON 2

1 Look, listen and repeat.



2 Listen, point and say.

Do you have ____?

Yes, I do.

No, I don't.



a pencil / yes



a pencil case / no



a notebook / yes



an eraser / no


3 Let's talk.

Do you have ____?

Yes, / No, ____.



4 Listen and number.



5 Read and match.

1. **A:** Do you have a notebook?

B: Yes, I do.

2. **A:** Do you have a school bag?

B: No, I don't. I have a pencil case.

3. **A:** Do you have an eraser?

B: Yes, I do.

4. **A:** Do you have a pen?

B: No, I don't. I have a pencil.



6 Let's play.

Matching game



LESSON 3

1 Listen and repeat.

oo

book

I have a book.

a

eraser

Do you have an eraser?

2 Listen and circle.

1. I have ____.

a. a book

b. an eraser

c. a pencil case

2. Do you have ____?

a. a pencil case

b. an eraser

c. a book

3 Let's chant.



Book, book, book.

I have a book.

Do you have a book?

Yes, I do. Yes, I do.

Eraser, eraser, eraser.

I have an eraser.

Do you have an eraser?

No, I don't. No, I don't.



4 Read and complete.

eraser have my pen


Look at my school things. I (1) _____ a notebook,
a (2) _____, a pencil case, an (3) _____ and
an English book. I like (4) _____ school things.
Do you have any school things?

5 Let's write.

My name is _____. Look at my school things.
I have _____ and _____.

6 Project

My school things



UNIT 9

Colours

LESSON 1


1 Look, listen and repeat.



2 Listen, point and say.

What colour is it?

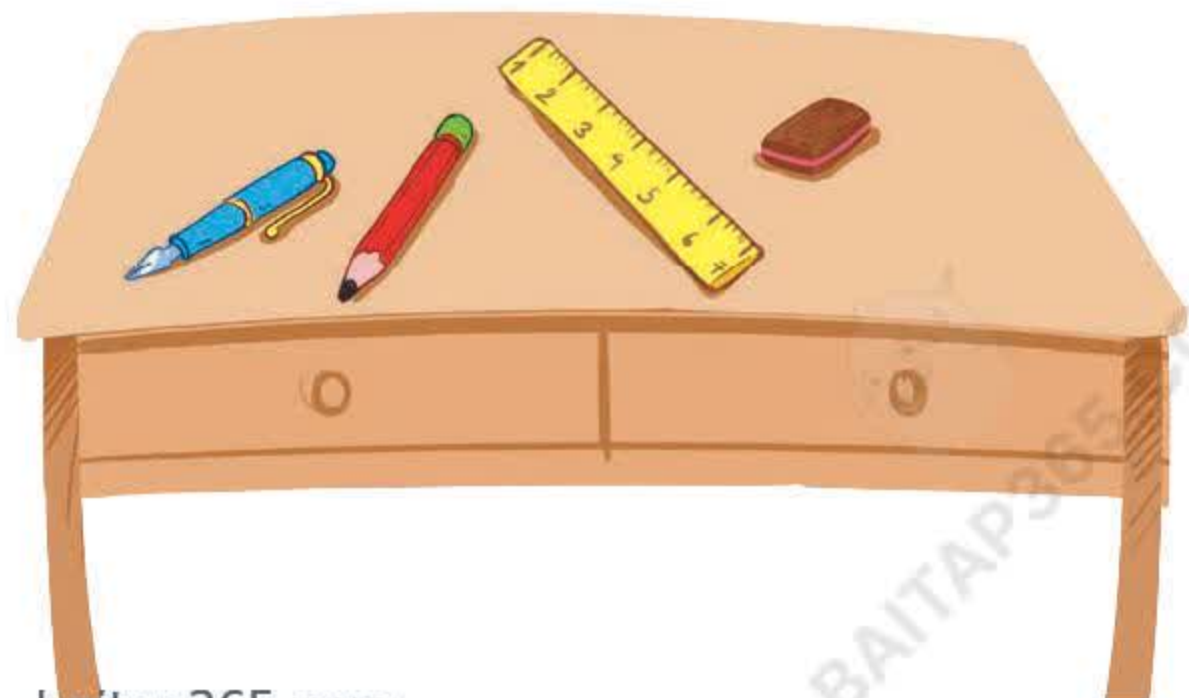
It's ____.



3 Let's talk.


What colour is it?

_____.




4 Listen and tick.


1. **a**


☐


b


☐

2. **a**


☐

b


☐

5 Look, complete and read.



1. **A:** What colour is it?
B: It's _____.



2. **A:** What colour is it?
B: _____.



3. **A:** _____ colour is it?
B: It's _____.




4. **A:** _____ is it?
B: It's _____.

6 Let's play.

Do the puzzle. Then ask and answer.

What colour is it?

_____.



LESSON 2

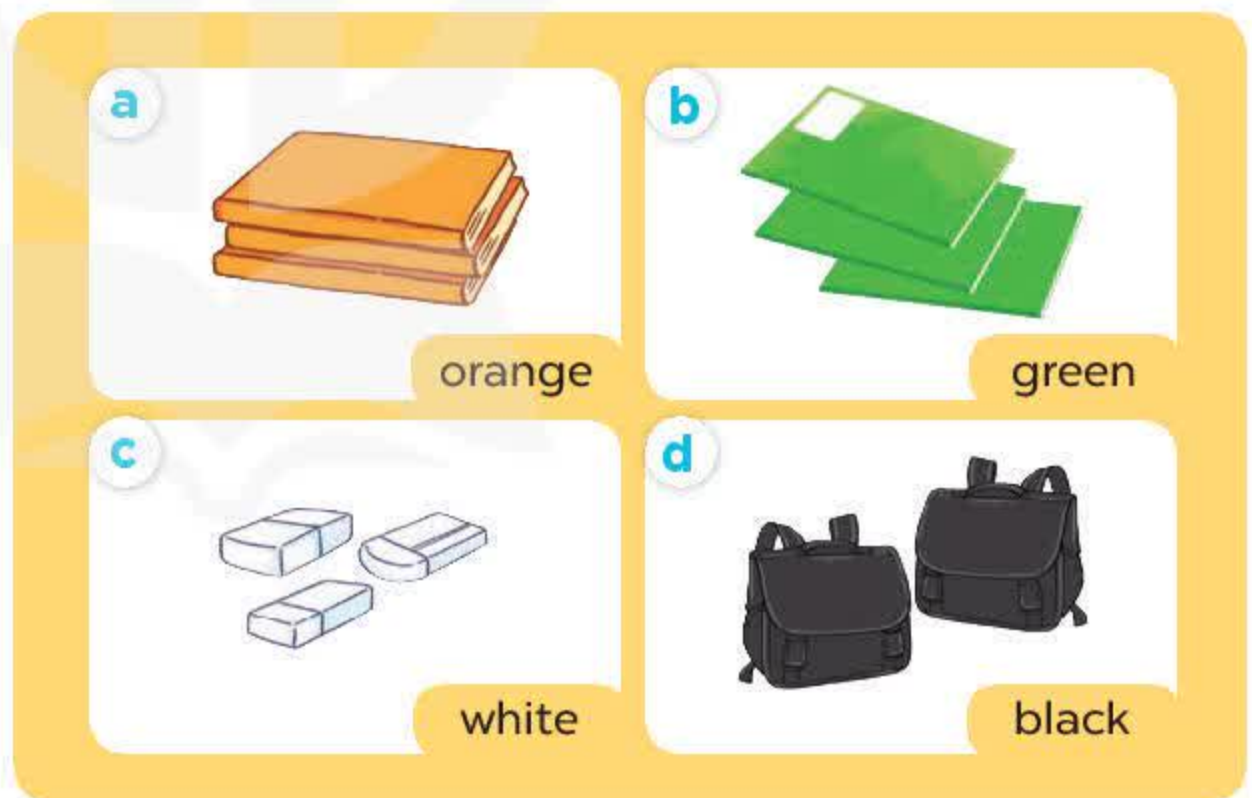
1 Look, listen and repeat.



2 Listen, point and say.

What colour are they?

They're ____.



3 Let's talk.

What colour are they?

_____.



4 Listen and number.



5 Look, complete and read.

- A:** What colour is it?
B: It's _____.
- A:** What colour is it?
B: It's _____.
- A:** What colour _____ they?
B: They're _____.
- A:** What colour are they?
B: _____.



6 Let's sing.

Colours

Blue, black, brown.
 What colour is the pen?
 Brown, brown, brown.
 It's brown.

Red, white, green.
 What colour are the rulers?
 Green, green, green.
 They're green.



LESSON 3

1 Listen and repeat.

bl

blue

My school bag is **blue**.

br

brown

The pencil cases are **brown**.

2 Listen and circle.

1. My school bag is _____.

a. blue

b. brown

c. black

2. The pencils are _____.

a. green

b. blue

c. brown

3 Let's chant.

What colour is it?

It's blue.

What colour is it?


It's brown.

What colour are they?

They're blue.

What colour are they?

They're brown.



4 Read and tick.

Look at my school things. I have a school bag. It is brown. My books and notebooks are blue. My pencil case and eraser are orange. My pen and pencil are black. I like my school things very much.

My school things	black	blue	brown	orange
1. school bag				
2. books and notebooks				
3. pencil case and eraser				
4. pen and pencil				

5 Let's write.

I have a school bag. It is brown. I have a pen. It is _____.
I have two _____. They are _____.

6 Project

Colours of my school things



Break time activities

LESSON 1

1 Look, listen and repeat.



a

It's break time.
Let's play chess.

OK!

b

I play volleyball at
break time. What
about you, Minh?

I play basketball.

2 Listen, point and say.



I ____ at break time.

a



play chess

b



play volleyball

c



play basketball

d



play badminton

3 Let's talk.

I ____ at break time.

4 Listen and tick.



5 Look, complete and read.



1 I _____ at break time.



2 I _____ at break time.



3 I _____ at break time.



4 I _____ at break time.

6 Let's sing.

It's break time.

Break time, break time.

It's break time.

Chess, chess, chess.

I play chess at break time.

Break time, break time.

It's break time.

Badminton, badminton, badminton.

I play badminton at break time.



LESSON 2

1 Look, listen and repeat.

a

What do you do at break time?



I play football.

b

What do you do at break time?



I play badminton.

2 Listen, point and say.

What do you do at break time?

I ____.

a



do word puzzles

b



chat with my friends

c



play football

d



play table tennis

3 Let's talk.

What do you do at break time?

_____.



4 Listen and number.



5 Read and match.

What do you do at break time?

1. I play table tennis.

2. I play basketball.

3. I play volleyball.

4. I do word puzzles.



6 Let's play.

Miming game

play football



LESSON 3

1 Listen and repeat.

- f** football I play **f**ootball at break time.
v volleyball I play **v**olleyball at break time.

2 Listen and circle.

1. **A:** What do you do at break time?

B: I play ____.

- a.** volleyball **b.** badminton **c.** football

2. **A:** What do you do at break time?

B: I play ____.

- a.** basketball **b.** football **c.** volleyball

3 Let's chant.

What do you do at break time?

Football. Football.

I play football.

I play football.

What do you do at break time?

Volleyball. Volleyball.

I play volleyball.

I play volleyball.



4 Read and tick.

Teacher: What do you do at break time?

Mary: I play chess.

Lucy: I do word puzzles.

Bill: I play volleyball.

Minh: I play football.



Break time activities	Mary	Lucy	Bill	Minh
1. football				
2. chess				
3. word puzzles				
4. volleyball				

5 Let's write.

It is break time. I am in the school _____.
I play _____. I like playing _____.

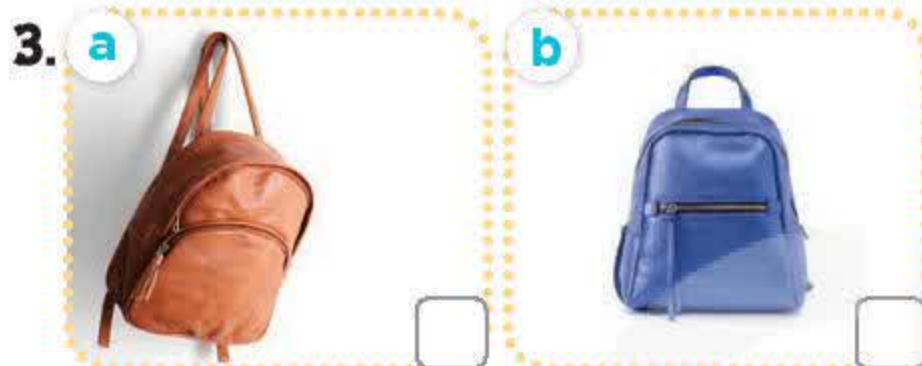

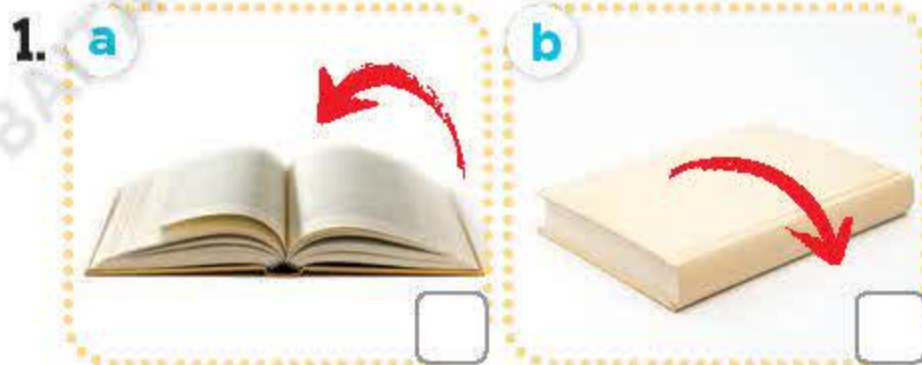
6 Project

Our break time activities

Name	Break time activities				
	football	badminton	chess	volleyball	basketball
Nam			✓		✓

Review 2

1 Listen and tick.



2 Listen and number.



3 Read and match.

1. May I come in?

2. Do you have a ruler?

3. What colour are they?

4. What do you do at break time?

5. Let's go to our art room.

a. OK, let's go.

b. They're blue.

c. I play chess.

d. Yes, I do.

e. Yes, you can.

4 Look, complete and read.

1. I have _____.



2. **Minh:** May I _____?

Teacher: Yes, _____.



3. I play _____
at break time.



4. **Teacher:** What colour is it?

Linh: It's _____.



5 Ask and answer.



1. May I go out?



2. Do you have a school bag?



3. What colour are they?



4. Is this our computer room?

5. What do you do at break time?



Fun time

1 Find and circle.



a	m	h	r	u	l	e	r	u
b	p	z	x	c	v	b	n	m
c	l	a	s	s	r	o	o	m
c	r	q	e	c	m	n	a	o
r	w	q	z	h	l	z	i	o
a	n	c	l	o	s	e	c	m
e	r	l	w	o	p	l	r	g
u	v	y	e	l	l	o	w	i



2 Quiz time

Do you have a ruler?

No, I don't.

What colour is it?

It's orange.



3 Look and write.



1. red + blue = purple



2. red + yellow = _____



3. yellow + blue = _____

Wordlist

art room	/ 'a:t ru:m /	phòng mỹ thuật
badminton	/ 'bædmɪntən /	cầu lông
basketball	/ 'bɑ:skɪtbɔ:l /	bóng rổ
black	/ blæk /	màu đen
blue	/ blu: /	màu xanh da trời
book	/ bʊk /	quyển sách
break time	/ 'breɪk taɪm /	giờ ra chơi, giờ giải lao
brown	/ braʊn /	màu nâu
bye	/ baɪ /	chào tạm biệt
chat	/ tʃæt /	nói chuyện
chess	/ tʃes /	cờ
classroom	/ 'kla:sru:m /	lớp học
close	/ kləʊz /	đóng, gấp (sách)
colour	/ 'kʌlə /	màu sắc
come in	/ kʌm ɪn /	đi vào
computer room	/ kəm'pjʊ:tə ru:m /	phòng tin học
cook	/ kʊk /	nấu ăn
dance	/ da:ns /	nhảy, múa
do	/ du: /	làm
draw	/ drɔ: /	vẽ
ear	/ ɪə /	tai
eight	/ eɪt /	số tám (8)
English	/ 'ɪŋɡlɪʃ /	tiếng Anh
eraser	/ ɪ'reɪzə /	cục tẩy
eye	/ aɪ /	mắt
face	/ feɪs /	mặt
fine	/ faɪn /	khoẻ, tốt
five	/ faɪv /	số năm (5)
football	/ 'fʊtbɔ:l /	bóng đá
four	/ fɔ: /	số bốn (4)
friend	/ frend /	bạn, bạn bè
goodbye	/ ,ɡʊd'baɪ /	chào tạm biệt
go out	/ ɡəʊ 'aʊt /	đi ra
green	/ gri:n /	màu xanh lá cây
gym	/ dʒɪm /	nhà thể chất

hair	/heə/	tóc
hand	/hænd/	bàn tay
have	/hæv/	có
hello	/hə'ləʊ/	xin chào
hi	/haɪ/	xin chào
how	/haʊ/	như thế nào
I	/aɪ/	tôi
it	/ɪt/	nó, cái đó, điều đó
library	/'laɪbrəri/	thư viện
mouth	/maʊθ/	miệng
Mr	/'mɪstə/	ông
Ms	/mɪz/	bà, cô
music room	/'mju:zɪk ru:m/	phòng âm nhạc
my	/maɪ/	của tôi
name	/neɪm/	tên
nine	/naɪn/	số chín (9)
no	/nəʊ/	không
nose	/nəʊz/	mũi
notebook	/'nəʊtbʊk/	vở viết
one	/wʌn/	số một (1)
open	/'əʊpən/	mở, há (miệng)
orange	/'ɒrɪndʒ/	màu da cam
our	/'aʊə/	của chúng tôi, của chúng ta
paint	/peɪnt/	vẽ, tô vẽ
pen	/pen/	bút
pencil	/'pensl/	bút chì
pencil case	/'pensl keɪs/	hộp bút
play	/pleɪ/	chơi
playground	/'pleɪgraʊnd/	sân chơi
please	/pli:z/	mời, xin mời
red	/red/	màu đỏ
ruler	/'ru:lə/	thước kẻ
run	/rʌn/	chạy
seven	/'sevn/	số bảy (7)
school	/sku:l/	trường học

school bag	/ 'sku:l bæɡ /	cặp sách
sing	/ sɪŋ /	hát
sit down	/ sɪt 'daʊn /	ngồi xuống
six	/ sɪks /	số sáu (6)
speak	/ spi:k /	nói
stand up	/ stænd 'ʌp /	đứng lên
swim	/ swɪm /	bơi
table tennis	/ 'teɪbl tenɪs /	bóng bàn
teacher	/ 'ti:tʃə /	giáo viên
ten	/ ten /	số mười (10)
thank you	/ 'θæŋk ju /	cảm ơn
that	/ ðæt /	đó, kia
they	/ ðeɪ /	họ, chúng nó
this	/ ðɪs /	đây
three	/ θri: /	số ba (3)
touch	/ tʌtʃ /	chạm
two	/ tu: /	số hai (2)
Vietnamese	/ ,vi:etnə'mi:z /	tiếng Việt
volleyball	/ 'vɒlibɔ:l /	bóng chuyền
walk	/ wɔ:k /	đi, đi bộ
what	/ wɒt /	gì
white	/ waɪt /	màu trắng
word puzzle	/ 'wɜ:d pʌzl /	trò chơi ô chữ
yellow	/ 'jeləʊ /	màu vàng
yes	/ jes /	vâng
you	/ ju /	bạn, các bạn
your	/ jɔ: /	của bạn, của các bạn

Tiếng Anh 3

GLOBAL
SUCCESS



SACHMEMVN
ĐỌC HAY, HỌC TỐT



TÀI NGUYÊN HỖ TRỢ DẠY – HỌC SGK TIẾNG ANH – GLOBAL SUCCESS

1. Audio CD
2. Bài giảng điện tử PowerPoint
3. Giáo án minh họa
4. Video tiết giảng minh họa
5. Tài liệu tập huấn giáo viên
6. Bộ đề kiểm tra thường xuyên và định kì
7. Thẻ từ
8. Tranh tình huống
9. Bộ quân rối
10. Video dạy Phonics
11. Sách mềm giáo viên
12. Hệ thống LMS (học liệu thông minh)
13. Ứng dụng Lingo
14. Bộ truyện đọc Story Land

Các đơn vị đầu mối phát hành:

- | | | |
|---------------------|--|---------------------------|
| *Miền Bắc: | CTCP Đầu tư và Phát triển Giáo dục Hà Nội
Địa chỉ: Tòa nhà văn phòng HEID ngõ 12 Láng Hạ, Ba Đình, Hà Nội | Điện thoại: 024 3512 3939 |
| *Miền Trung: | CTCP Đầu tư và Phát triển Giáo dục Đà Nẵng
Địa chỉ: 145 Lê Lợi, Hải Châu 1, Hải Châu, Đà Nẵng | Điện thoại: 023 6388 9954 |
| *Miền Nam: | CTCP Đầu tư và Phát triển Giáo dục Phương Nam
Địa chỉ: 231 Nguyễn Văn Cừ, P.4, Quận 5, TP. Hồ Chí Minh | Điện thoại: 028 7303 5556 |

Sách điện tử: <https://hanhtrangso.nxbgd.vn>
<https://sachmem.vn>

Kích hoạt để mở học liệu điện tử: Cào lớp nhũ trên tem để nhận mã số. Truy cập <https://hanhtrangso.nxbgd.vn> và nhập mã số tại biểu tượng chìa khoá.



baicap365.com

ISBN 978-604-0-30720-0



9 786040 307200

Bản in thử
SÁCH KHÔNG BÁN